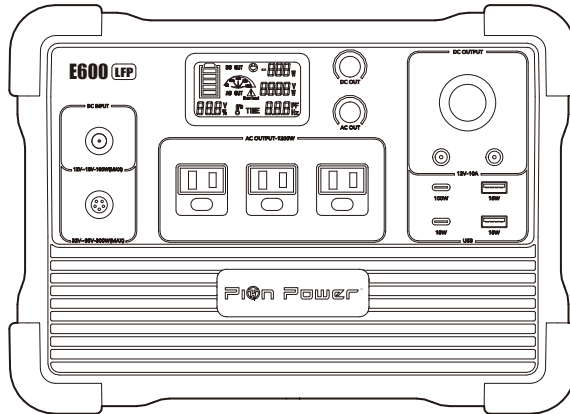


Pion Power™

# E600 LFP

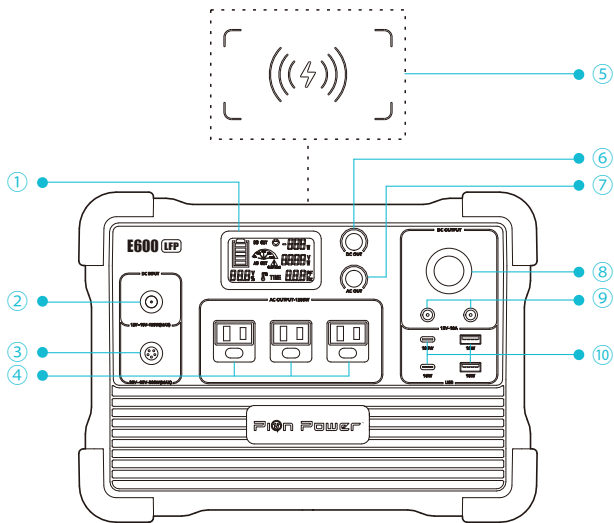


## USER MANUAL

Please read the user manual thoroughly before using

..... [support@pionpowertech.com](mailto:support@pionpowertech.com) .....

# PRODUCT OVERVIEW



① LCD Screen

② DC 5521 Charging Port \*1

③ DC GX16MF Charging Port\*1

④ N5-15 Sockets\*3

⑤ Wireless Charger

⑥ DC 12V/USB/Wireless Switch Button

⑦ AC Power Button

⑧ Car Socket \*1







⑨ DC5525 Port\*2

⑩ USB-A \*2, USB-C \*2



## SPECIFICATIONS

Capacity	614Wh (25.6V24Ah)	Car Input	DC 12~18V--100W(Max)
Battery Type	LiFePO4 Battery Retain 80%+ Original Capacity At 3500 Cycles	DC Output	12V
Rated Power	1200W Pure Sine Wave	Net Weight	Around 20lb (Around 9.4kg)
Peak Power	2400W surge	Dimension	L11.7*W7.8*H8.5 in (L298*W199*H215 mm)
Charging Time	2.5 hours to 80% and 3.3 hours to 100% by adapter	Temperature	0°C~45°C/32°F~113°F (Charging) -20°C~45°C/-4°F~113°F (Discharging)
AC Input	120V/60Hz Pure Sine Wave	Protections	Over-Voltage, Overheat, Overload, Short-Circuit, Self-Recovery
PV Input	Voc 12V~18V / 100W Max /7A Max. Voc 32V~95V / 300W Max / 15A Max		

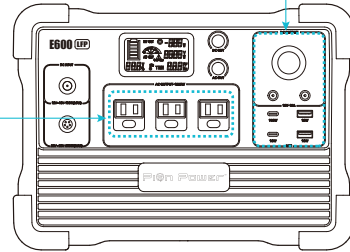
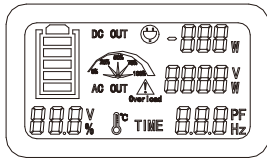
## OUTPUT SPECS



					
N5-15 sockets*3	USB-A*2	USB-C*2	Cigar Port*1	DC 5525 Port*2	Wireless Charger*1
Pure sine wave 100V~120V Rated 1200W	(5V,9V,12V, Max 18W)*2	(5V,9V,12V, Max 18W)*1 (5V,9V,12V,20V, Max 100W)*1	DC 12V---10A	DC 12V---5A	Max 15W

## INPUT SPECS

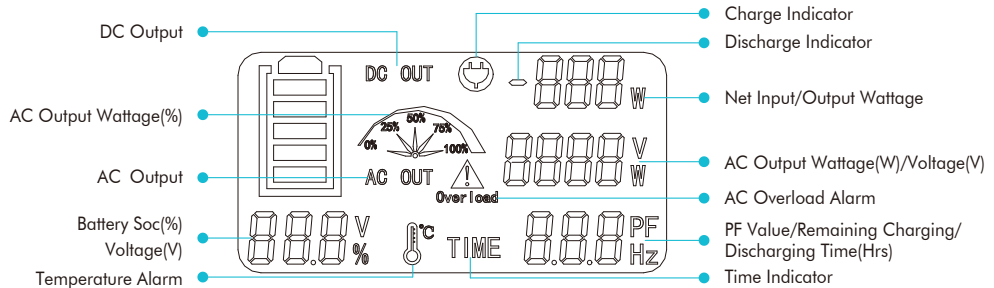
	
GX16MF*1	5521*1
DC Charging(32V~95V) Max 300W	DC Charging(12V~18V) Max 100W

# POWERING ON/OFF THE PION POWER E600 LFP



-  press and hold to turn on / off DC / USB / Wireless Charger
-  press and hold to turn on / off AC (Turn off AC function if there is no AC load)

## LCD SMART DISPLAY



### Temperature Alarm Icon

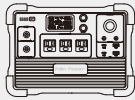



E600 LFP can power your devices at temperatures ranging from -20~45°C. If your working temperature is more than 45°C, the temperature alarm indicator will flash, the unit may stop working.






### AC Overload Alarm Icon

Indicates if connected devices exceed 1200W, causing the unit to stop supplying power.


## PACKING LIST

			
Pion Power E600 LFP *1	AC Charger *1	MC4 Solar Charging Cable(LSMC4-5GX16) *1	Car Charging Cable *1

## RECHARGE TIME

 Wall Charger	 Electric Generator	 Car Charger
Around 3.3Hours	Around 3.3Hours	Around 7Hours

## SOLAR CHARGE TIME



Pion Power 200W



MC4 Solar Charging Cable

**200W(×1)**

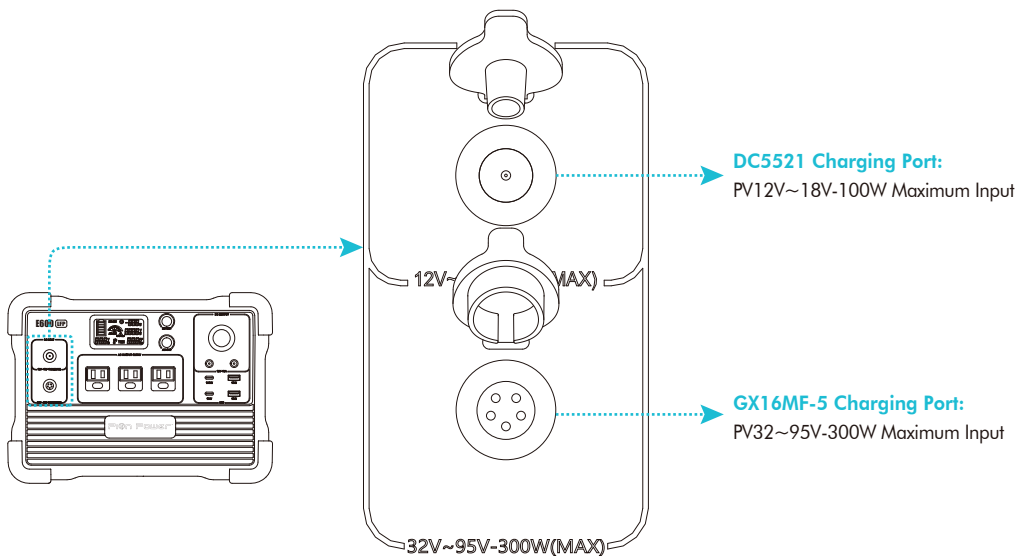
Recommended ★★★

3~4 Hours

The solar charging time depends on weather conditions. The E600 LFP has a built-in MPPT charge controller that supports 32~95V, 15A PV charging up to 300W.

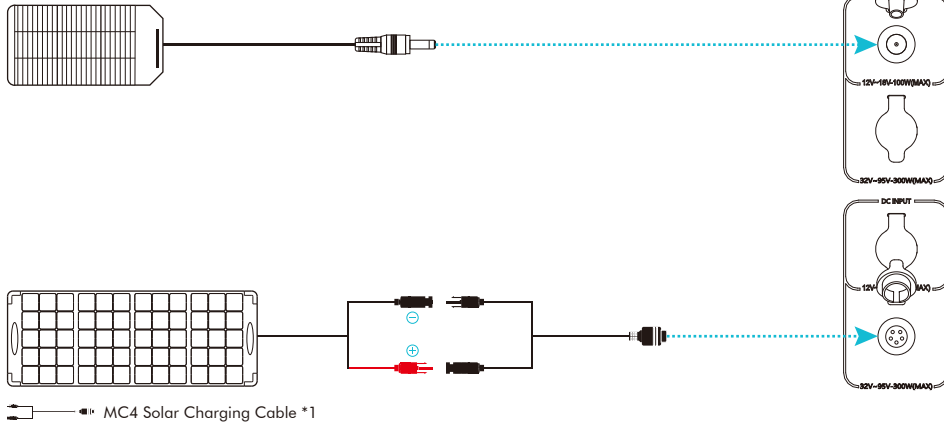
## USING SOLAR PANELS TO CHARGE THE E600 LFP

- 1. DC5521 Charging Port:** PV/DC 12V~18V, 100W maximum; VOC(open circuit voltage) of solar panel must be less than 25V;
- 2. GX16MF-5 Charging Port:** PV(operating voltage) range 32V~95V, 300W maximum; VOC(open circuit voltage) of solar panel/array must be less than 95V, otherwise, it will damage the unit! Do not wire more than two 36V solar panels in series. (36V stands for  $V_{mp}$ , the operating voltage, of the solar panel)
- 3. If you have any questions, Please feel free to contact us: [support@pionpowertech.com](mailto:support@pionpowertech.com)**



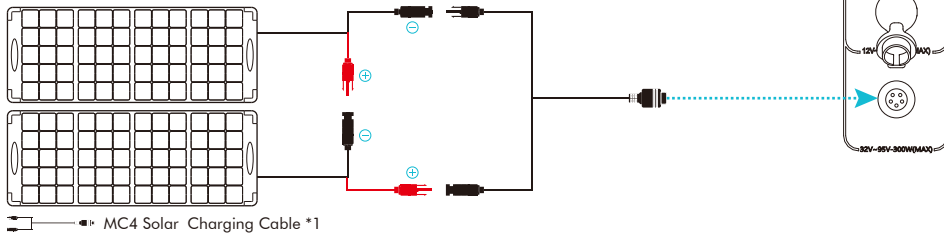
# USING SOLAR PANELS TO CHARGE THE E600 LFP

## Charging the E600 LFP with one solar panel



※ It is recommended to choose Pion Power solar panels for optimal user experience! The VOC of a single solar panel should be less than 95V, and the VMP should be greater than 32V.

## Use two solar panels in series to charge the E600 LFP



※ It is recommended to choose Pion Power solar panels for optimal user experience! The VOC of a single solar panel should be less than 48V, and the VMP should be greater than 16V.

## FAQS

**Battery Type:** High-quality UL certified automotive LiFePO4 battery, retaining 80%+ original capacity at 3500 cycles.

**Devices Powered:** AC output can power appliances under 1200W.  
Inductive loads (freezers, fridges, compressors, motors) may require higher starting power.

**UPS Function:** Not supported.

**Simultaneous Charge and Discharge:** Yes, but battery will eventually run out if discharging exceeds charging.

**Running Time Calculation:** Running Time = Total Capacity (614Wh) \* 0.85 (Depth of Discharge) / Loading Power (Watts).

**Indoor Use:** Safe to use and charge indoors.

**MPPT Controller:** Built-in MPPT charge controller supports 12V-18V (max 100W) or 32V-95V (max 300W) PV input.

**Storage:** Turn off unit and store in a dry, ventilated place. Discharge to 30% every three months and recharge to 60%.



## DISCLAIMER

Please read the user manual thoroughly before using this product, and keep this manual in a safe place for future reference. Failure to follow the instructions for proper setup, use, and care for the device can increase the risk of serious personal injury, death, or property damage. Once you use this device, you are deemed to have understood, recognized, and accepted all terms and contents of this document. The user shall be responsible for his own actions and all consequences arising from failure to use the device in accordance with the "User Manual," or as authorized in Pion Power's current product literature.

In compliance with laws and regulations, Pion Power reserves all rights for final explanation, and to change these terms and conditions at any time without prior notice. In the event that any revisions are made, the revised terms and conditions shall be posted on our website immediately. Please visit our website to inform yourself of any changes.

## WARNINGS

1. Do not place the device near heat source, such as a fire or a heating furnace.
2. Do not immerse in any liquid, or expose the unit to rain or wet conditions.
3. Do not use the battery in a strong static electricity or electromagnetic environment.
4. Do not disassemble or puncture the product with sharp objects in any way.
5. Short circuits can be caused by: vermin or pests chewing through wires; water or other fluids coming into contact with electrical wiring.
6. It's prohibited to be used as car jump starter, only can be used to charge the car battery.
7. Do not use accessories or parts other than those provided by PION POWER. Please visit our website [www.pionpowertech.com](http://www.pionpowertech.com) or reach our support team for a complete list of accessories and parts.
8. When using this product, please strictly follow the ambient temperature for use in the user manual. If the temperature is too high, the battery can potentially result in self-combustion and will burst into flames, which can cause widespread damage. If the temperature is too low, the performance of the battery will be seriously degraded, and it may even fail to meet the normal use requirements.

9. Do not stack heavy objects on this product.
10. Do not block the air vents during use, or leave the device in a non-ventilated or dusty space.
11. Please avoid impacts, fall off, and violent vibration. Please turn off the device immediately and stop using it in the event of major exterior impact. Please fasten the unit firmly during transportation to avoid vibration and impact.
12. In the event of immersing the device into the water accidentally, please place the unit in a safe open area and keep away from the unit until it is completely dry. The dried unit should not be reused and should be disposed of properly according to the local regulation. If the device catches fire, use the fire extinguishing equipment in the following recommended order: water or mist, sand, fire blanket, dry chemical, carbon dioxide fire extinguisher.
13. Please wipe it with a dry cloth to clean the surface of the device.
14. Please place this device with care to prevent the product from being damaged due to fall off. If the product is damaged due to fall off, please turn off the unit immediately and place it in an open area, keep away from combustibles and crowds, and dispose of in accordance with local laws and regulations.
15. Please store this device in a place out of reach of children and pets.

## DISPOSAL

1. When conditions permit, please be sure to completely discharge the battery of this product, and then put the product in the designated battery recycling box. This product contains batteries. Batteries are dangerous chemicals and are strictly prohibited from being disposed of in ordinary trash. For details, please follow local laws and regulations on battery recycling and disposal.
2. If the battery cannot be completely discharged due to the failure of the product itself, please do not dispose of the battery directly in the battery recycling box, and contact a professional battery recycling company for further disposal.
3. The battery will not be able to start after being over-discharged, please dispose of it according to the principle of disposal.

## EXCLUSIONS

Pion Power's warranty does not apply to:

Misused, abused, modified, damaged by accident, or used for anything other than normal consumer use as authorized in PION POWER's current product literature.

**CUSTOMER SUPPORT: [support@pionpowertech.com](mailto:support@pionpowertech.com)**

WEBSITE: [www.pionpowertech.com](http://www.pionpowertech.com)



This product has passed inspection, meets the standards,  
and is approved for factory release.

## Product Qualification Certificate

Inspection Date: \_\_\_\_\_

Inspector: \_\_\_\_\_

### ONTARIO, CANADA

Address: 3761 Victoria Park Ave #9, Scarborough, ON M1W 3S2

Phone: +1 (416) 756-9210 Email: support@pionpowertech.com

<http://www.pionpowertech.com>